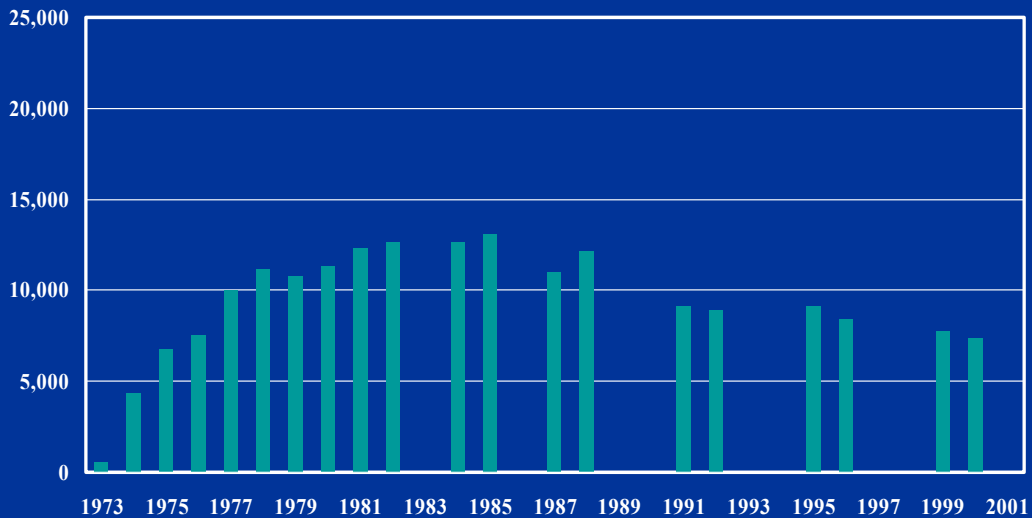


# Trends in Abortion in Oklahoma, 1973–2000

*The Alan Guttmacher Institute (AGI)*

*© January 2003*

## Annual number of legal abortions occurring in Oklahoma, 1973–2000

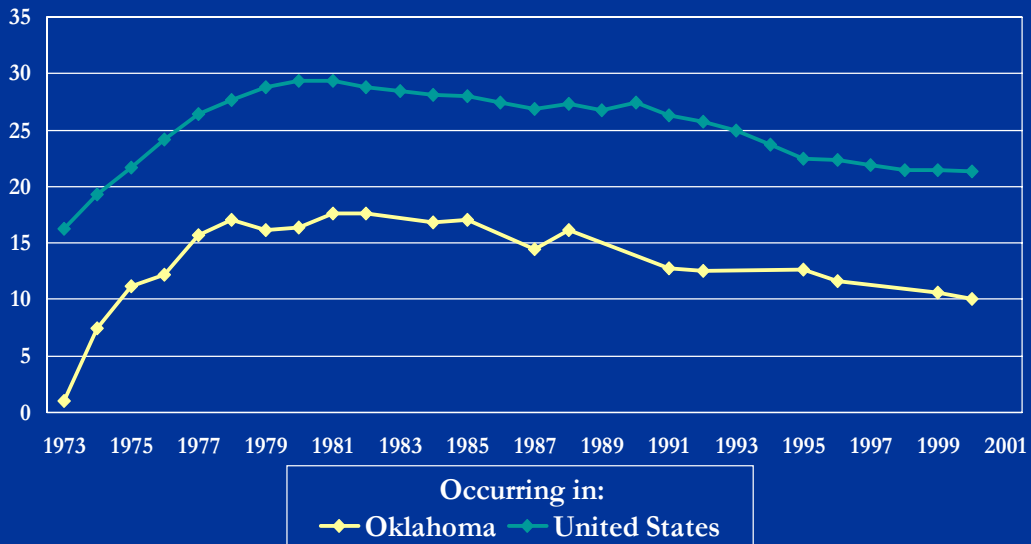


The Alan Guttmacher Institute

Note: Beginning in 1988, data were collected every four years; previously, data were collected more frequently.

Sources: **1973–1988:** Henshaw SK and Van Vort J, eds., *Abortion Factbook 1992 Edition: Readings, Trends and State and Local Data to 1988*, New York: Alan Guttmacher Institute, 1992, Table 7. **1991–1992:** Henshaw SK and Van Vort J, Abortion services in the United States, 1991 and 1992, *Family Planning Perspectives*, 1994, 26(3):100–106 & 112, Table 2. **1995–1996:** Henshaw SK, Abortion incidence and services in the United States, 1995–1996, *Family Planning Perspectives*, 1998, 30(6):263–270 & 287, Table 2. **1999–2000:** Finer LB and Henshaw SK, Abortion incidence and services in the United States in 2000, *Perspectives on Sexual and Reproductive Health*, 2003, 35(1):6–15, Table 1.

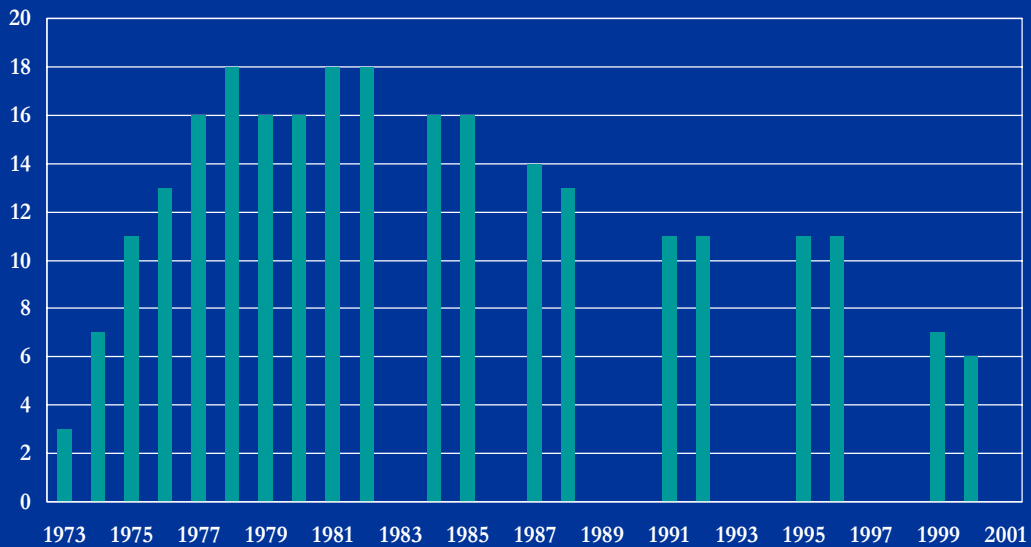
## Rate of abortions per 1,000 women aged 15–44 in the United States and in Oklahoma, 1973–2000



The Alan Guttmacher Institute

Sources: **State rate: 1973–1988:** Henshaw SK and Van Vort J, eds., *Abortion Factbook 1992 Edition: Readings, Trends and State and Local Data to 1988*, New York: Alan Guttmacher Institute, 1992, Table 8. **1991–1992:** Henshaw SK and Van Vort J, Abortion services in the United States, 1991 and 1992, *Family Planning Perspectives*, 1994, 26(3):100–106 & 112, Table 2. **1995–1996:** Henshaw SK, Abortion incidence and services in the United States, 1995–1996, *Family Planning Perspectives*, 1998, 30(6):263–270 & 287, Table 2. **1999–2000:** Finer LB and Henshaw SK, Abortion incidence and services in the United States in 2000, *Perspectives on Sexual and Reproductive Health*, 2003, 35(1):6–15, Table 2. **National rate: 1969–1972:** Center for Disease Control (CDC), *Abortion Surveillance, Annual Summary, 1973*, Atlanta: CDC, 1973. **1973–2000:** Finer LB and Henshaw SK, Abortion incidence and services in the United States in 2000, *Perspectives on Sexual and Reproductive Health*, 2003, 35(1):6–15, Table 2.

## Number of abortion providers in Oklahoma, 1973–2000



The Alan Guttmacher Institute

Note: Beginning in 1988, data were collected every four years; previously, data were collected more frequently.

Sources: **1973–1988**: Henshaw SK and Van Vort J, eds., *Abortion Factbook 1992 Edition: Readings, Trends and State and Local Data to 1988*, New York: Alan Guttmacher Institute (AGI), 1992, Table 11. **1992**: Henshaw SK and Van Vort J, Abortion services in the United States, 1991 and 1992, *Family Planning Perspectives*, 1994, 26(3):100–106 & 112, Table 4. **1996**: Henshaw SK, Abortion incidence and services in the United States, 1995–1996, *Family Planning Perspectives*, 1998, 30(6):263–270 & 287, Table 5. **2000**: Finer LB and Henshaw SK, Abortion incidence and services in the United States in 2000, *Perspectives on Sexual and Reproductive Health*, 2003, 35(1):6–15, Table 3. **1991, 1995 and 1999**: Unpublished tabulations from the 1992, 1996 and 2000 Abortion Provider Surveys.