

FIGURE 1. Locations of survey respondents' residences and maternal and child health clinics, Gaza province, Mozambique, 2009

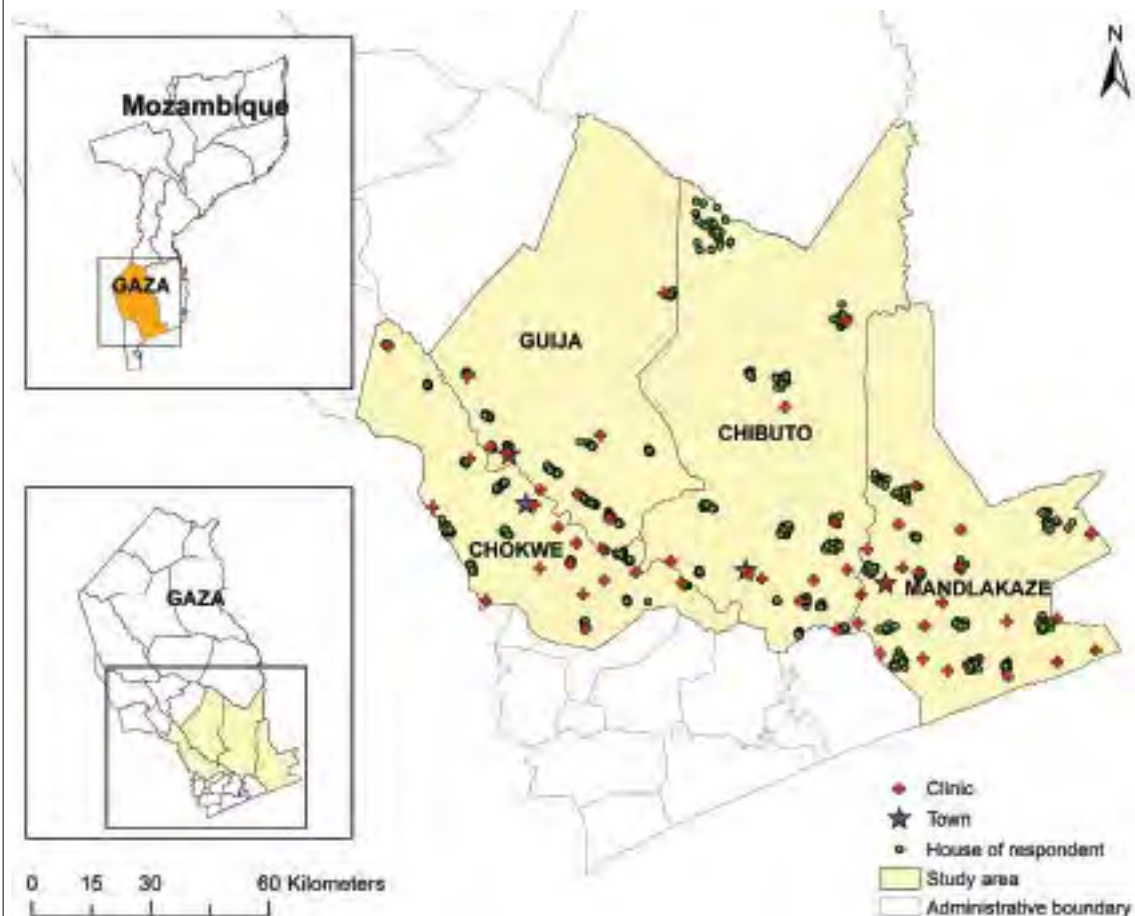


TABLE 1. Characteristics associated with in-facility and out-of-facility deliveries, Gaza province, Mozambique, 2004–2009

Characteristic	In-facility (N=972)	Out-of-facility (N=401)
Women		
Age (yrs.)	29.6	29.9
No. of previous children	3.2	3.5
Education (yrs.)	3.2	2.6
% in polygamous marriage	20.9	20.2
% whose husband migrates for work	41.7	36.9
Household material status score‡	2.1	1.9
% belongs to an organized religion	93.4	90.8
% had reproductive loss before last delivery	24.7	26.4
Institutional experience		
No. of antenatal consultations before delivery	4.2	4.1
% had most antenatal consultations at nearest clinic	70.8	55.6
% had an HIV test during or before year of delivery	50.6	48.4
Service quality score of primary antenatal clinic§,‡	2.4	2.7
Spatial		
No. of clinics within 10 km of woman's home	2.0	1.8
Distance from woman's village to nearest town (km)	23.7	20.4
Seasonal		
% of deliveries occurred during rainy or high agricultural season	35.2	41.9

‡On a scale from 1 to 4. §Refers to clinic where woman had most of her antenatal consultations. *Notes:* All values are means unless otherwise indicated. Sample includes only each woman's last delivery. km=kilometers.

FIGURE 2. Location of clinic of delivery and place of residence for survey respondents whose last delivery took place in a maternal and child health clinic, Gaza province, Mozambique, 2004–2009

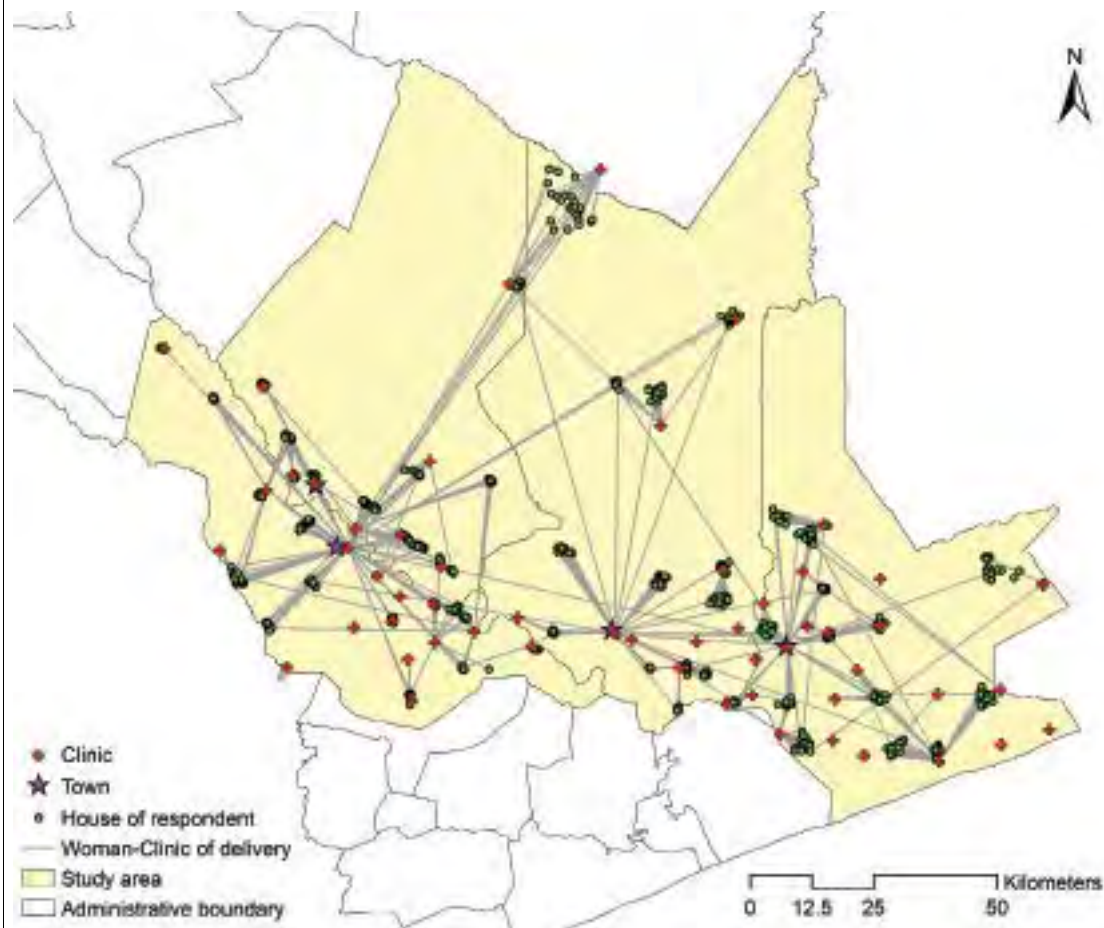


FIGURE 3. Proportion of births that occurred outside of facilities, Gaza province, Mozambique, 2004–2009

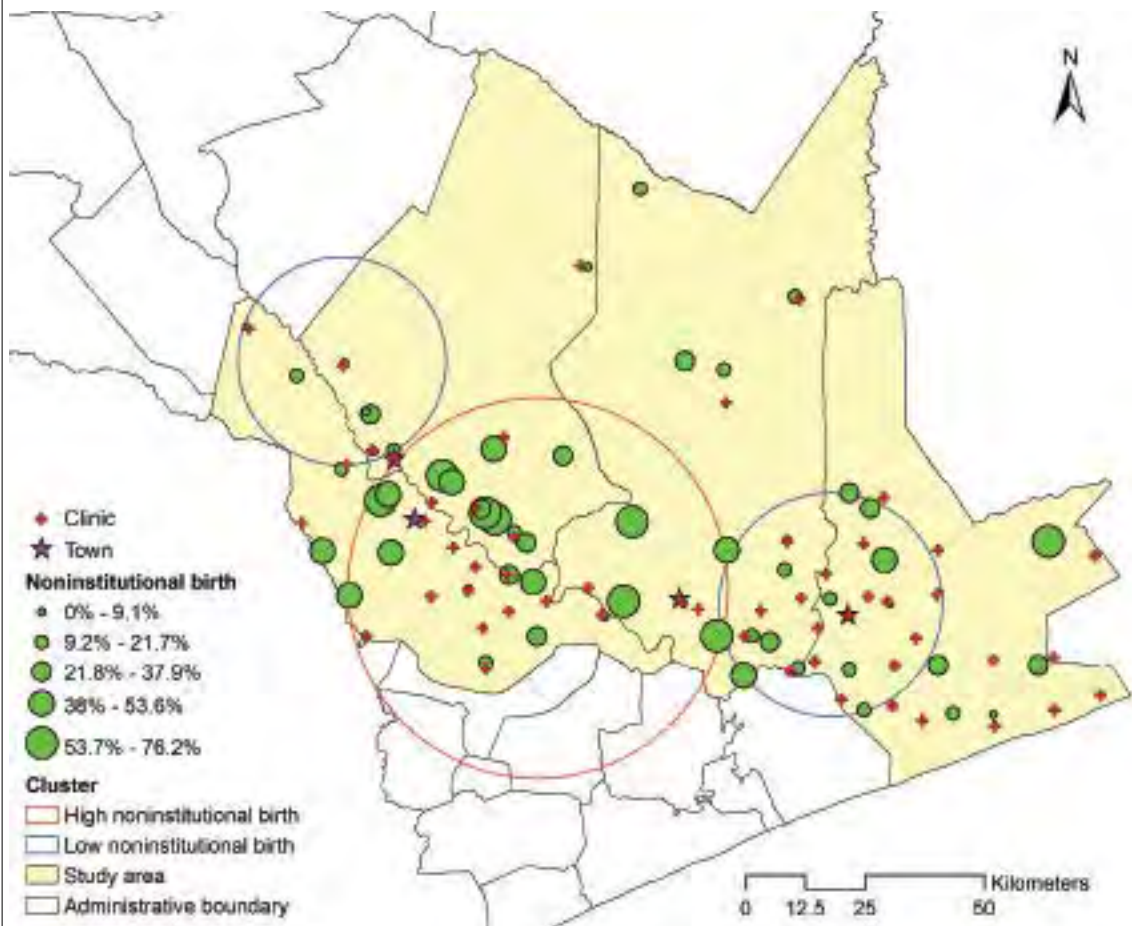


TABLE 2. Coefficients (and standard errors) from random-intercept logistic regression analysis assessing relationship between selected characteristics and home delivery at last birth, Gaza province, Mozambique, 2004–2009

Characteristic	Model 1	Model 2A	Model 2B
Women			
Age (yrs.)	-0.026 (0.017)	-0.028 (0.017)†	-0.029 (0.017)†
No. of previous children	0.161 (0.059)**	0.167 (0.060)**	0.172 (0.060)**
Education (yrs.)	-0.055 (0.032)†	-0.048 (0.032)	-0.047 (0.032)
Polygamous marriage	-0.016 (0.171)	-0.007 (0.172)	-0.020 (0.172)
Husband migrates for work	-0.078 (0.143)	-0.062 (0.144)	-0.060 (0.144)
Household material status score	-0.193(0.071)**	-0.195 (0.071)**	-0.199 (0.071)**
Belongs to an organized religion	-0.238 (0.255)	-0.284 (0.258)	-0.275 (0.258)
Had reproductive loss before last delivery	0.082 (0.157)	0.087 (0.158)	0.086 (0.158)
Institutional experience			
No. of antenatal consultations before delivery	na	-0.033 (0.037)	-0.026 (0.037)
Had most antenatal consultations at nearest clinic	na	-0.045 (0.224)	-0.061 (0.224)
Had HIV test during or before year of delivery	na	-0.167 (0.143)	-0.197 (0.143)
Service quality score of primary antenatal clinic	na	0.034 (0.124)	0.036 (0.124)
Spatial			
No. of clinics within 10 km of woman's home	na	-0.277 (0.113)**	-0.273 (0.112)*
Distance from woman's village to nearest town (km)	na	-0.031 (0.012)**	-0.031 (0.012)**
Seasonal			
Monthly rainfall (ref=1st quartile)			
2nd quartile	na	0.258 (0.192)	na
3rd quartile	na	0.183 (0.196)	na
4th quartile	na	0.364 (0.109)†	na
Season (ref=dry/low agricultural)			
Rainy/high agricultural	na	na	0.364 (0.141)**
Unknown	na	na	0.455 (0.438)
<i>Intercept</i>	-0.060 (0.516)	1.171 (0.819)	1.220 (0.811)
<i>Level-two variance</i>	1.130 (0.151)**	1.036 (0.153)**	1.032 (0.152)**
<i>Model chi-square</i>	24.3**	39.8**	42.8**

*p<.05. **p<.01. †p<.10. Notes: na=not applicable. km=kilometers. ref=reference category.